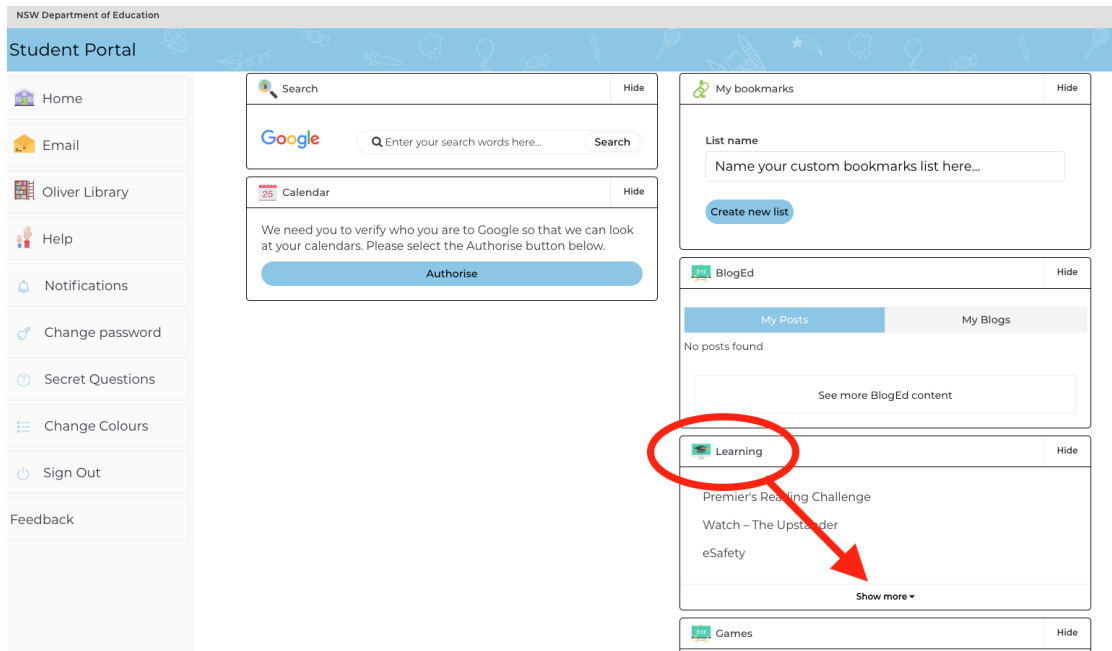
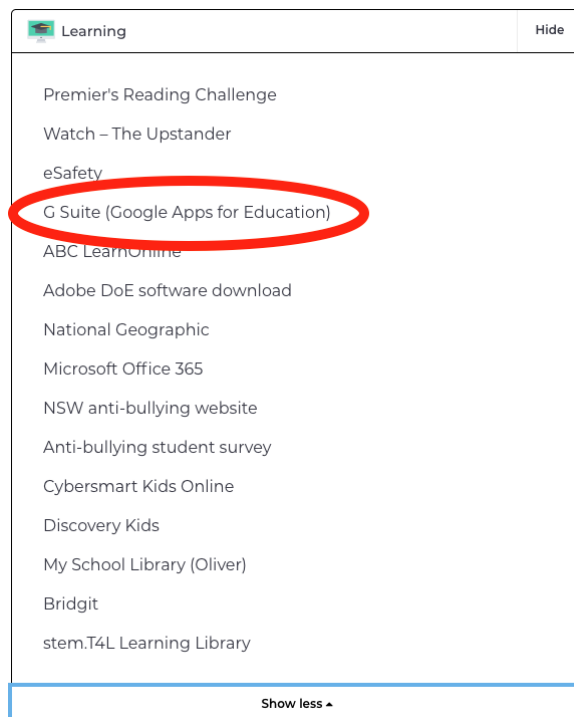


How do I access G-Suite and Google Classroom?

1. Login to the [DoE Student Portal](#)
2. Look for the 'Learning' box and click show more




3. Click G-Suite (Google Apps for Education). This will take you to the DoE Google Apps for Education Page





4. This will take you to classroom


this screen. Select google


Create & Collaborate

 **Drive**
Store, create and share digital files


 **Classroom**
Connect with your class online


 **Docs**
Create & share documents


 **Sheets**
Create & share spreadsheets


 **Slides**
Create & share presentations


Organise

 **Calendar**
Organise your time


 **Contacts**
Develop distribution lists to connect with people


 **Forms**
Create online forms to collect and organise information


 **Keep**
Create notes, voice notes, lists and reminders that can be shared.

 **Gmail**
Communicate with anyone by email


Investigate

 **News**
Stay informed and research local, national and global events

 **Books**
Research, read on-line and write book reviews

 **Earth**
Find and Investigate your world

 **My Maps**
Present geographical information to the world

 **Translate**
Understand languages through translation